

Dimension™ NT 450/500

Issued April 2008 • Index No. DC/19.5

**Multiprocess Welding
Power Source**



Quick Specs



Heavy Industrial Applications

Fabrication and Construction
MRO-Maintenance Repair
Pressure Tank/Vessel Fabrication
Pipe Welding and Shipbuilding
Refineries and Foundries
Railcar Manufacturing
Heavy Equipment Manufacturing

Processes

MIG (GMAW)
Stick (SMAW)
TIG (GTAW)
Flux Cored (FCAW)
Air Carbon Arc Cutting and Gouging
(CAC-A) (max 5/16 in carbons)

Input Power 3-Phase Power

Rated Output 450/500: 450 A at 38 VDC,
100% Duty Cycle

Weight 376 lb (171 kg)

The Power of Blue.®

DC multi-process capability provides versatility and outstanding arc performance in CV (MIG) and CC (Stick and TIG).

Internal digital voltage control (DVC) enables operator to preset weld voltage in the CV mode before striking an arc.

Process selector switch automatically sets contactor requirements, eliminating confusion caused by several switch combinations and making this machine very "operator-friendly."

Lift-Arc™ allows TIG starting without the use of high-frequency. Starts the arc without contaminating the weld with tungsten.

Line voltage compensation keeps power constant even if power input varies by ±10%.

Thermal overload protection helps prevent machine damage if the duty cycle is exceeded or airflow is restricted.



See option and package descriptions on page 3.

Inductance/Dig Control with pre-settable digital display to optimize MIG/Stick performance.

Fan-On-Demand™ which operates only when needed. This feature reduces noise, energy use and the amount of contaminants pulled through machine.

115 VAC duplex receptacle provides 15 amps of auxiliary power.

Enhanced environmental protection: all critical components housed in protective enclosures.

Help codes help troubleshoot and service power source. Help codes are displayed on the volt/amp meters. Reduces the time needed to get the machine back into service.

Excellent power efficiency for exceptional value and return on your investment.

Dimension™ NT 450
MIGRunner® Package
shown



Power source is warranted for 3 years, parts and labor.
Original main power rectified parts are warranted for 5 years.

MADE IN **USA**
APPLETON, WI **USA**



Miller Electric Mfg. Co.
An Illinois Tool Works Company
1635 West Spencer Street
Appleton, WI 54914 USA

International Headquarters
Phone: 920-735-4505
USA FAX: 920-735-4134
Canadian FAX: 920-735-4169
International FAX: 920-735-4125

Web Site
www.MillerWelds.com



Specifications (Subject to change without notice.)

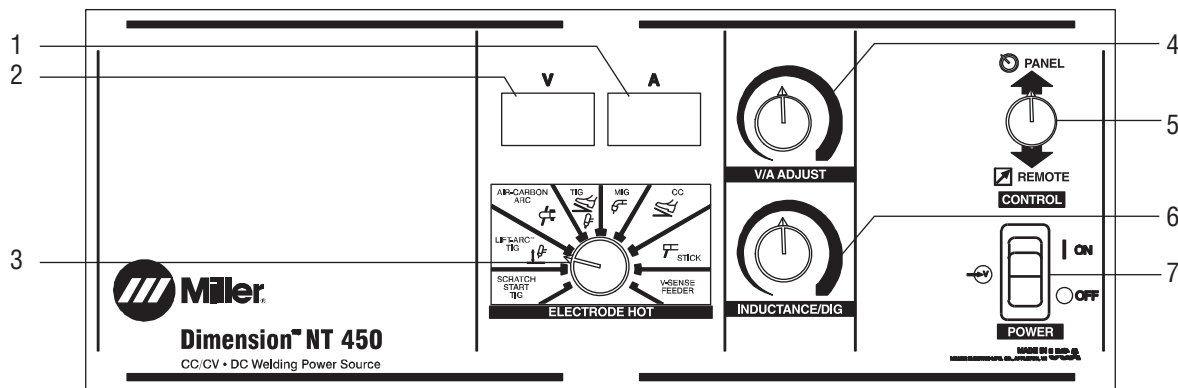


Rated Output at 100% Duty Cycle	Amperage Range	Voltage Range	Max. Open-Circuit Voltage	Amps Input at Rated Load Output, 50/60 Hz, 3-Phase								Dimensions	Weight
				230 V	380 V	400 V	440 V	460 V	575 V	KVA	KW		
450 A at 38 VDC	5–500 A in CC mode	10–38 V in CV mode	80 VDC in CC and CV mode	57	34	33	30	29	23	22.6	21.0	H: 32-1/2 in (826 mm) including lift eye W: 23 in (585 mm) D: 38 in (966 mm) including strain relief	Net: 376 lb (171 kg)
				2.18*	1.11*	1.05*	0.95*	1.04*	0.84*	0.87*	0.29*		

*While idling.

Certified to both the Canadian and U.S. Standards for welding equipment.

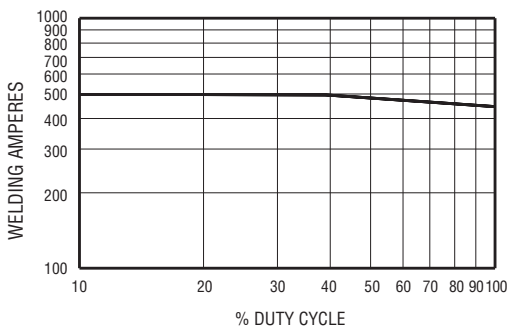
Control Panel



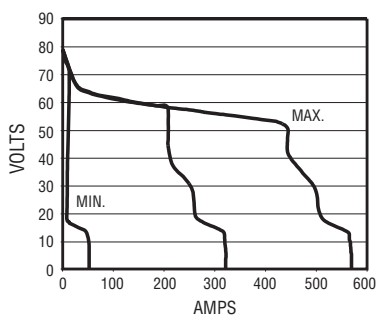
1. Ammeter
2. Voltmeter
3. Mode Switch
4. Voltage/Amperage Adjust Control
5. Remote/Panel Switch
6. Inductance/Dig Control
7. Power Switch

Performance Data

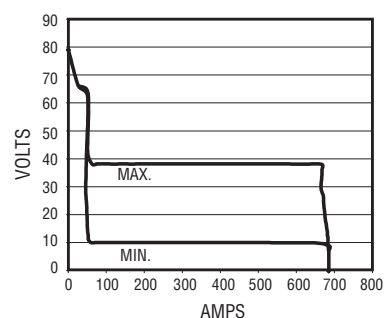
DUTY CYCLE CHART



CC VOLT/AMP CURVE



CV VOLT/AMP CURVE





Option #1: Dimension NT Power Sources

Purchase components separately.

Dimension NT 450

#903 256 (230/460/575 V, 60 Hz)

Dimension NT 500

#907 391 (380/400/440 V, 50/60 Hz)



Option #2: Dimension NT 450 Stationary Package

Stationary display without running gear/cylinder rack.

Dimension NT 450 Stationary Package

#951 093 (230/460/575 V, 60 Hz)

Comes complete With:

- Dimension NT 450 power source
- S-74D wire feeder
- Bernard® Q-Gun™
- Industrial MIG 4/0 Kit:
Smith® regulator/flowmeter with 10 ft (3 m) gas hose, 10 ft (3 m) 4/0 feeder weld cable with lugs, and 15 ft (4.6 m) work cable with 600-amp C-clamp



Option #3: Dimension NT 450 MIGRunner® Package

MIGRunner system with factory-installed running gear/cylinder rack.

Dimension NT 450 MIGRunner Package

#951 106 (230/460/575 V, 60 Hz)

Comes complete With:

- Dimension NT 450 power source
- S-74D wire feeder
- Bernard® Q-Gun™
- Industrial MIG 4/0 Kit:
Smith® regulator/flowmeter with 10 ft (3 m) gas hose, 10 ft (3 m) 4/0 feeder weld cable with lugs, and 15 ft (4.6 m) work cable with 600-amp C-clamp
- Factory installed running gear/cylinder rack



NEW! Industrial MIG 4/0 Kit #300 390
Consists of Smith® regulator/flowmeter with 10 ft (3 m) gas hose, 10 ft (3 m) 4/0 feeder weld cable with lugs, and 15 ft (4.6 m) work cable with 600-amp C-clamp.

Polarity Control #042 871
This dual-function control is designed for use with dual wire feeders or any application where electrical isolation and/or polarity reversing of weld current is required. Both functions can be used at the same time.

Extension Cables for 14-Pin Plugs to 14-Pin Sockets

- #122 973 25 ft (7.6 m)
- #122 974 50 ft (15.2 m)
- #122 975 75 ft (22.8 m)

This extension cord makes a direct connection between the power source and the accessory control or wire feeder. No messy splicing or adapting required.



Standard Running Gear #042 886
The large 10 in (254 mm) rear wheels and 5 in (127 mm) front casters on this running gear provide excellent mobility on the shop floor, making it easier to move the power source around and over cables and cracks. Very easy to install. Handles double as weld cable holder.

Standard Cylinder Rack #042 887
Holds two cylinders. Only installs on Standard Running Gear.



HF-251D-1 High-Frequency Arc Starter/ Stabilizer #042 388

This portable 250 amp, 60% duty cycle unit adds high frequency to the welding circuit to help start the arc when using the TIG (GTAW) process. Operates on 115 VAC 50/60/100 Hz. See Lit. Index No. AY 5.1.

Remote Controls and Switches

Remote On/Off Control #042 869
Allows you to turn your power source on or off from a distance of 20 ft (6 m). This is especially useful if your power source is located up in a mezzanine.



RMLS-14 #129 337
Momentary- and maintained-contact rocker switch for contactor control. Push forward for maintained contact and back for momentary contact. Includes 20 ft (6 m) cord and 14-pin plug.



RCC-14 Remote Contactor and Current Control #151 086
Rotary-motion (side to side) fingertip control. Fastens to TIG torch using two Velcro strips. Allows complete current and contactor control at operator's fingertips. Includes 28 ft (8.5 m) cord and plug.



RCCS-14 Remote Contactor and Current Control #043 688
Up-and-down rotary-motion fingertip control. Great for applications that require a finer amperage control. Includes 28 ft (8.5 m) control cord.



RHC-14 Hand Control #129 340 #300 350
20 ft (6 m) cord
100 ft (30.5 m) cord


Miniature hand control with 14-pin plug for remote current and contactor control. Dimensions: 4 x 4 x 3-1/4 in (102 x 102 x 82 mm).



RFCS-14 Foot Control #043 554
Heavy-duty foot current and contactor control. Includes 20 ft (6 m) cord and 14-pin plug.

Water Coolant Systems

For more information, see Miller Coolant Systems Lit. Index No. AY/7.2.



Coolmate™ 3 #043 007 115 VAC #043 008 230 VAC
For use with water-cooled torches rated up to 600 amps. Unique paddle-wheel indicator, external filter and easy fill spout.

Coolmate™ V3 #043 009 115 VAC
For use with water-cooled torches rated up to 500 amps. Vertical design conveniently mounts to Miller cylinder rack in place of one cylinder.

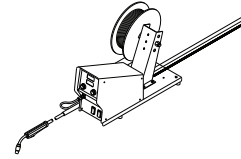
Coolmate™ 4 #042 288 115 VAC
For use with water-cooled torches rated up to 600 amps. Tough molded polyethylene case with carrying handle.

Coolant #043 810
Sold in cases of four 1-gallon recyclable plastic bottles. Miller coolants contain a base of ethylene glycol and deionized water to protect against freezing to -37°F (-38°C) or boiling to 227°F (108°C). Also contains a compound that resists algae growth.

Wire Feeder Options

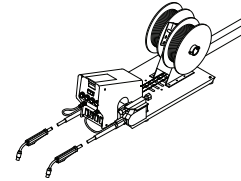
Bench-Style Feeders

	Lit. Index No.
S-22A	M/11.0
S-24A	M/11.0
S-74S	M/3.0
S-74D	M/3.0
S-74DX	M/3.0



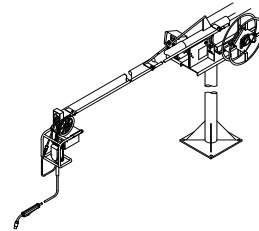
Bench-Style Dual Feeders

D-74S	M/3.0
D-74D	M/3.0
D-74DX	M/3.0



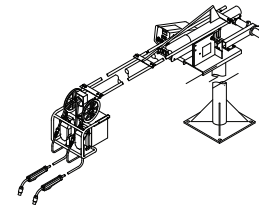
Boom-Style Feeders

SS-74S12	M/13.11
SS-74S16	M/13.11
SS-74D12	M/13.11
SS-74D16	M/13.11
SS-74DX12	M/13.11
SS-74DX16	M/13.11



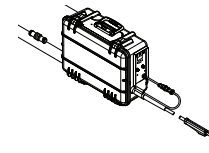
Boom-Style Dual Feeders

DS-74S12	M/13.11
DS-74S16	M/13.11
DS-74D12	M/13.11
DS-74D16	M/13.11
DS-74DX12	M/13.11
DS-74DX16	M/13.11



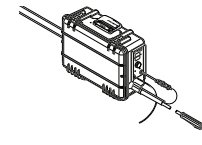
Portable Feeders

Suitcase 8RC	M/6.5
Suitcase 12RC	M/6.5



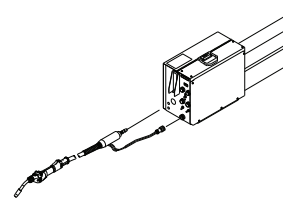
Portable Voltage Sensing Feeders

SuitCase™ X-TREME™ 8VS	M/6.41
SuitCase™ X-TREME™ 12VS	M/6.41



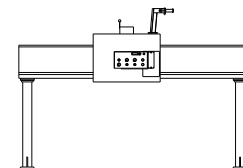
Aluminum Push-Pull Feeders

XR Control	M/1.7
Guns available:	
XR-Aluma-Pro A	M/1.71
XR-Aluma-Pro W	M/1.71
XR-A Python	M/1.71



Hard Automation

Control Detach Kit 70 Series	M/3.0
------------------------------	-------



Ordering Information

Equipment	Stock No.	Description	Qty.	Price
Dimension™ NT 450 Power Source Only	#907 256	230/460/575 V, 60 Hz		
Dimension™ NT 450 Stationary Package	#951 093	230/460/575 V, 60 Hz		
Dimension™ NT 450 MIGRunner Package	#951 106	230/460/575 V, 60 Hz		
Dimension™ NT 500 Power Source Only	#907 391	380/400/440 V, 50/60 Hz, International Only		
Recommended Wire Feeders				
22A	#193 066	See Lit. Index No. M/11.0		
24A	#195 112	See Lit. Index No. M/11.0		
70 Series		See Lit. Index No. M/3.0		
SuitCase™ 8RC	#194 938	See Lit. Index No. M/6.5		
SuitCase™ 12RC	#194 940	See Lit. Index No. M/6.5		
SuitCase™ X-TREME™ 8VS	#300 093	See Lit. Index No. M/6.41		
SuitCase™ X-TREME™ 12VS	#195 500	See Lit. Index No. M/6.41		
XR™-Control	#181 538	See Lit. Index No. M/1.7		
Swingarc™ Boom Feeders		See Lit. Index No. M/13.0		
Remote Controls				
Remote On/Off Control	#042 869			
RMLS-14	#129 337	Rocker switch		
RCC-14	#151 086	Fingertip control (side to side)		
RCCS-14	#043 688	Fingertip control (up and down)		
RHC-14	#129 340 #300 350	Hand control w/20 ft (6 m) cord and 14-pin plug Hand control w/100 ft (30.5 m) cord and 14-pin plug		
RFCS-14	#043 554	Foot control		
Miscellaneous				
Industrial MIG 4/0 Kit	#300 390	Includes Smith regulator/flowmeter with 10 ft (3 m) gas hose, 10 ft (3 m) 4/0 feeder weld cable with lugs, and 15 ft (4.6 m) work cable with 600-amp C-clamp		
Polarity Control	#042 871			
Extension Cables		See page 2		
Standard Running Gear	#042 886			
Standard Cylinder Rack	#042 887			
HF-251D-1 Starter/Stabilizer	#042 388	See Lit. Index No. AY/5.1		
Coolant Systems		See page 3		
Coolant	#043 810			
Primary Power Cable				
Secondary Welding Cables				
Work Cable and Clamp				

Date:

Total Quoted Price:



Distributed by: